



**DECORATIVE
CEILING TILES**
from plain to beautiful in hours

TRANSFORM YOUR SPACE FOR THE HOLIDAYS:
Quick Design Upgrades to Wow Your Guests



Introduction

As the holiday season approaches, many of us feel the pressure to create a cozy and inviting space that reflects the festive spirit. Whether you're hosting a grand celebration, intimate gatherings, or simply enjoying the season with family, your home is the backdrop to those cherished moments. But between shopping, meal planning, and organizing, home decor can feel like another overwhelming task.

The good news?

You don't need a complete renovation to transform your home for the holidays. By using clever, easy-to-install solutions from [Decorative Ceiling Tiles](#), you can create a festive, welcoming atmosphere that will leave your guests in awe — all without the stress. This guide offers quick, impactful design ideas to get your home holiday-ready in no time.



1. Use Ceiling Magic

One of the most effective yet often overlooked ways to enhance your home's decor is by updating the ceiling. A stunning ceiling design adds drama, elegance, and a unique focal point to any room. With our [glue-up decorative ceiling tiles](#), you can achieve this transformation quickly and affordably.



Choose from a wide variety of styles—whether it's an antique pattern, art deco design, or something more modern—and watch your space come alive. Not only will it give your home that holiday-ready charm, but it's a great year-round enhancement. Installation is simple, and you'll have a beautiful, custom look that sets the stage for holiday memories.



2. Accentuate Your Walls

An accent wall can instantly elevate the look and feel of your home. Whether you want to create a rustic look, sophisticated vibe or add the warmth of wood, Decorative Ceiling Tiles' range of [wall solutions](#), this transformation is a breeze.

Elevate Your Space with 3D Wall Panels

The captivating design of [3D wall panels](#) easily create a focal point that redefines any room's aesthetic, adding texture and depth to your decor.



Available in a variety of designs, from modern geometric to organic shapes and faux stone, these panels make it easy to achieve a professional, high-end look without extensive renovations. In just a few steps, you can create a stunning accent wall that can transform your space. Perfect for living rooms, dining areas, or bedrooms, and even bathrooms, 3D wall panels allow you to express your style effortlessly.



Warmth and Charm with Faux Wood Wall Slats

Faux wood wall slats are an excellent choice for creating an inviting atmosphere in any room by adding the warmth and look of natural wood. Their textured finish and rich tones instantly add depth and character, making them ideal for accent walls in living rooms, dining areas, or even bedrooms. Whether you prefer a contemporary or traditional look, these versatile panels can be customized to fit your unique style.



Installation is a breeze with lightweight, easy-to-handle slats that can be applied quickly, transforming your space in no time. Plus, they are designed to be durable and easy to clean, ensuring that your beautiful new wall remains looking fresh and vibrant for years to come.


Enhance Your Decor with Fretwork Panels

Fretwork panels are a stunning way to add intricate design and elegance to your home. Lightweight and easy to install, Fretwork Panels are an ideal choice for a quick decor upgrade.



Featuring detailed patterns, these architectural elements create eye-catching focal points that elevate the overall aesthetic of any room. With a variety of styles and finishes available, fretwork panels can seamlessly complement both traditional and modern decor, allowing for creative expression in spaces like accent walls, room dividers, or ceilings.

Whether you're hosting Thanksgiving dinner or a New Year's Eve bash, your guests will appreciate the new ambiance.



3. Instant Elegance with Wainscoting

Wainscoting is a timeless design element that instantly elevates the look of any room, adding a sense of sophistication and refinement. By breaking up the wall and introducing texture, it creates visual interest that can transform even the simplest space into something more polished and inviting. Whether you opt for classic raised panels or a more modern design, [Decorative Ceiling Tiles wainscoting](#) offers a versatile way to enhance the aesthetic of your home.

A Quick, Stylish Upgrade Before the Holidays

If you're looking to refresh your home before the holiday season, wainscoting is an ideal solution. It's a quick, impactful upgrade that doesn't require a full renovation, making it perfect for busy homeowners. Installing wainscoting in key areas such as the dining room, entryway, or living room adds a touch of elegance just in time to impress guests during festive gatherings.

At Decorative Ceiling Tiles, our wainscot kits offer various styles to complement any decor. Whether you prefer a traditional or contemporary look, you'll find the perfect fit to give your home a polished, festive feel that's sure to impress.



4. Door Revival

Tired of the same old doors? Give them a fresh, festive makeover with our peel-and-stick [faux wood door skins](#). Quick, affordable, and easy to install, these door skins provide an instant transformation that adds warmth and charm to your home. Available in a range of finishes such as walnut, oak, pure white, and cherry, you can choose a look that complements your overall holiday decor.




A Quick Holiday Upgrade

With the holidays around the corner, updating your doors with door skins is a simple yet impactful way to refresh your home's appearance. You can give your entryways, closets, and room doors a modern, polished look just in time for holiday gatherings. Best of all, door skins are peel-and-stick, making them a DIY-friendly option that you can complete in just a few hours.

5. Bathroom Bliss

Bathrooms are often the most used rooms during the holidays, especially when hosting overnight guests. But transforming your bathroom doesn't have to be an expensive or time-consuming project. Unlike traditional ceramic tiles, which can be time-consuming to install and require ongoing maintenance, [MirroFlex waterproof shower and wall panels](#) are both stylish and easy to install, making a bathroom refresh possible before the festive season.

Our panels come in a variety of designs, from marble to subway tile finishes, and are made from eco-friendly, moisture-resistant materials. These panels are easy to clean, durable, and will give your bathroom a sleek, modern look without breaking the bank. Watch this [video](#) for an expert guide on how to install. Whether it's for guest bathrooms or your own, a quick bathroom upgrade ensures that every corner of your home is holiday-ready.



6. Stylish Touches: Unique Accent Ideas with Wall Panels and Tiles

If you're just looking for a quick dash of style that you can do in a few hours over the weekend, here's some more ideas you'll love! Adding small design accents with tiles and wall panels, can create stunning focal points that not only enhance your home's aesthetic but also leave a lasting impression on guests and visitors.

Entryway or Foyer Wall

A feature wall with panels or tiles right as you enter the home can create a striking first impression. Consider a bold texture or intricate pattern to set the tone for your décor. Don't forget the ceiling! Ceiling space in the foyer or entryway will draw attention up and wow your guests when they arrive and impress them as they leave.



Behind Shelving or Built-ins

Add visual depth by placing tiles or panels behind bookshelves, in a media unit, or behind floating shelves. This creates a sophisticated backdrop for your décor pieces.




Headboard Accent Wall

In the bedroom, use decorative wall tiles or panels on the wall behind your bed to create a headboard effect. It adds a luxe feel and elevates the overall look.



Powder Room

Since powder rooms are usually small, a feature wall or even the entire space can be decorated with tiles or panels. Opt for reflective surfaces or metallic accents to brighten the room.




Kitchen Backsplash

Using tiles with unique textures or bold colors in the kitchen backsplash area is an excellent way to introduce design flair while maintaining practicality.




Staircase

The often-overlooked wall next to a staircase can become a visual masterpiece with tiles or panels, adding texture and style as you move through the home.



Home Office Nook

If you have a small desk or workspace, paneling or tiling the wall behind it adds a creative touch and separates it from the rest of the room.



Fireplace Surround


Surrounding a fireplace with decorative tiles or panels gives the area a cozy, eye-catching appeal, making it the focal point of your living space.

For a quick and gorgeous mantle makeover, check out our great selection of [Fireplace Faux Wood Mantels](#).



Wrap It Up: Lasting Impressions for Holiday Gatherings

The holidays are a time for making memories, and with just a few quick changes, your home can become the perfect backdrop for those special moments. At [Decorative Ceiling Tiles](#), we believe that design should be accessible, stress-free, and fun, which is why our easy-to-install solutions can help transform your space in a matter of hours. Whether you're looking for a subtle refresh or a bold transformation, we're here to help you create a warm, festive, and stylish home this holiday season.



From our family at [Decorative Ceiling Tiles](#) to yours,
we wish you a joyful and beautiful holiday season!